

The Economic Recovery is Gaining Momentum #2

[Click here to download PDF](#)

In this edition of *Evergreen Chartbook*, we will explore the continued economic recovery that started in Q2 of 2020, examine some key charts illustrating attractive areas we see in both equity and income markets and provide our outlook looking forward.

To read previous posts, visit the blog and find [The Top Charts for 2020](#) (Q4), [2020 Mid-Year Update](#) (Q3), and [Navigating a Covid-19 Recession](#) (Q2).

Image not found or type unknown




Image not found or type unknown




Image not found or type unknown




Image not found or type unknown




Image not found or type unknown




Image not found or type unknown




Image not found or type unknown




Image not found or type unknown




Image not found or type unknown




Image not found or type unknown




Image not found or type unknown




Image not found or type unknown




Image not found or type unknown




Image not found or type unknown




Image not found or type unknown




Image not found or type unknown




Image not found or type unknown




Image not found or type unknown




Image not found or type unknown




Image not found or type unknown




Image not found or type unknown




Image not found or type unknown




Image not found or type unknown




Image not found or type unknown




Image not found or type unknown




Image not found or type unknown




Image not found or type unknown




Image not found of type unknown

